

Kindergarten Summer Assignment

Read for 20 minutes each day.


Pick three books from the reading list and complete the book report for each one.

Practice your Dolch Words and try to reach and complete all of the list included in the book.

Math – complete the packet do a little each week to keep sharp on number writing and addition and subtraction. Practice counting different objects in your home, see how high you can count.

Writing – your journal is being sent home and it has plenty of space for your child to journal at least 2 to 3 times a week. They are able to write narrative stories using their imagination, opinion stories which provide an opinion and they are capable of providing the “why” for that opinion, and informational stories about true life events.

My Book Report



Name: _____

Date: _____

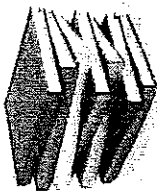
Title (name) of my book: _____

The author's name is: _____

(the author is the name of the person that wrote the book)

Here is a drawing of one of my favorite parts of the book:

A large, empty rectangular box with a solid black border, intended for the student to draw a favorite part of their book.



The School District of Philadelphia Grades K-2



Summer Reading

Schofield-Morrison, Ronnie and Morrison, Frank. *I Got the Rhythm*. Bloomsbury USA Children's, 2014. On the way to the park, the sounds and music of the urban street captivate a mother and daughter.

Brown, Monica. illus. by Rafael López. *Tito Puente: Mambo King/Rey del Mambo*. Rayo, 2013. This vibrant, bilingual portrayal of Tito Puente, the King of Mambo, conveys the rhythm and movement of the musical legend through the use of bold colors, swirly lines, and carefully placed word art.

Savage, Stevan. *Ten Orange Pumpkins: A Counting Book*. Dial Books, 2013. A little bit scary and a whole lot of fun, ten orange pumpkins disappear one by one in this Halloween-themed picture book.

Steig, William. *Sylvester and the Magic Pebble*. Windmill Books, 1970. On a rainy day, Sylvester finds a magic pebble that can make wishes come true. But when a lion frightens him on his way home, Sylvester makes a wish that brings unexpected results.

Base, Graeme. *Animalia*. Harcourt Brace Jovanovich, 1986. *Animalia* is a book like no other. Abounding with fanciful, gorgeously detailed art, each page features one letter and images related to that letter.

Goble, Paul. *The Girl Who Loved Wild Horses*. Bradbury Press, 1978. "There was a girl in the village who loved horses... She led the horses to drink at the river. She spoke softly, and they followed. People noticed that she understood horses in a special way." And so begins the story of a young Native American girl devoted to the care of her tribe's horses. Paul Goble tells how she eventually becomes one of them to forever run free.

Ziefert, Harriet. *You Can't Taste a Pickle With your Ear*. Blue Apple Books, 2002. Why can't you hear a siren with your eyes? Spot an airplane with your hands? And how come a pickle on your ear isn't delicious? Discover how each of their five senses is hard at work all day long, providing them with information and helping them get the most out of their daily lives.



Dewdney, Anna. *Llama Llama and the Bully Goat*. Vikings Children's Books, 2013. Llama Llama is learning lots of new things at school and making many friends. But when Gilroy Goat teases him and some of their classmates, Llama Llama isn't sure what to do.

Jenkins, Steve. *Creature Features: 25 Animals Explain Why They Look the Way They Do*. Houghton Mifflin, 2014. Packed with many cool facts and visuals on where certain animals live and what they eat, this book captures twenty-five humorous—and very true—explanations of why animals look the way they do in order to exist in this world.

Offill, Jenny. *17 Things I am not allowed to Do Any More*. Random House, 2007. A laugh-out-loud look at all the fun things grown-ups never let you do. Jenny Offill, author of *17 Experiments That Failed*, describes how tough it is to be a kid, when even the (seemingly) best ideas are met with resistance.

Silverstein, Shel. *The Giving Tree*. 1964. This is a tender story, touched with sadness, aglow with consolation. Shel Silverstein has created a moving parable for readers of all ages that offers an affecting interpretation of the gift of giving and a serene acceptance of another's capacity to love in return.

Stanton, Brandon. *Little Humans*. Farrar, Straus, and Giroux, 2014. Street photographer and storyteller extraordinaire Brandon Stanton is the creator of the wildly popular blog "Humans of New York." To create *Little Humans*, a 40-page photographic picture book for young children, he's combined an original narrative with some of his favorite children's photos from his blog. The result is a hip, heartwarming ode to little humans everywhere.

McCloskey, Robert. *Blueberries for Sal*. Viking Press, 1948. As Sal and her mom set out to pick blueberries, so do a mother bear and her cub. Eventually the young set sweep moms for an adventure late and a comedy of errors.

Pulley Sayre, April. *Eat Like a Bear*. Henry Holt and Co., 2013. A sleepy bear awakes in spring and goes to find food. But what is there to eat in April? In May? Follow along and eat like a bear throughout the year. Fill up your belly and prepare for the long winter ahead, when you'll smuggle into your warm den and snore like a bear once again.

Lawler, Janel. *Ocean Counting*. National Geographic Kid's Books, 2013. Throughout our world's oceans live wild animals that swim, leap, and dive through the pages of this charming title. The photography in this book presents young readers with a foundation for learning basic counting skills while discovering some magnificent ocean animals.



Freeman, Claire. **Pirates Love Underpants.** Simon and Schuster, 2012. Ahoy me hearties! Join the Pants Pirates on a special treasure hunt. Sail on the Pirate Ship Black Bloomer past angry crocs, sharks in fancy pants and through gurgling swamps on a quest to find... the Pants of Gold!

Williams, Mo. **Dart! at the Pigeon Drive the Bus!** When a bus driver takes a break from his route, a very unlikely volunteer springs up to take his place—a pigeon! But you've never met one like this before. As he pleads, wheedles, and begs his way through the book, children will love being able to answer back and decide his fate.

Goodman, Susan. **The Truth about Poop.** We call it a waste product, but poop can also be bricks to build a house, fuel to power a trip to Mars, wipes for a baby's bottom, buttons for your next sweater. Poop? YES! Kids (and adults too!) will be captivated by the astounding facts contained in this fascinating book, featuring hilarious illustrations.

Cannon, Janell. **Stellaluna.** While out searching for food, fruit bat Stellaluna and her mother are attacked by a vicious owl. Stellaluna is separated from Mother Bat and taken in by a family of birds where she must put aside her bat habits to fit in with her new family. But one fateful flight when she is separated from her adoptive siblings, Stellaluna is reunited with her bat family and learns that even though we're different, we're very much the same.

Clements, Andrew. **Double Trouble in Walla Walla.** It's an ordinary morning in Walla Walla until Lulu, her teacher, the school nurse, and the principal are all infected by a word warp which makes them reduplicate everything they say.

Shannon, David. **No, David!** When David Shannon was five years old, he wrote and illustrated his first book. On every page were these words: NO, DAVID!... and a picture of David doing things he was not supposed to do. Now David is all grown up. But some things never change.

Uhlberg, Myron, Illustrator Bookman, Colin. **Dad, Jackie, and Me.** Peachtree Publishers, 2005. The year is 1947 and Jackie Robinson has just been signed to the Brooklyn Dodgers. Although Dad was never a sports fan (since he can't hear them on the radio), he becomes determined to meet Jackie in person. He wants to shake the hand of a man who works to overcome thoughtless prejudice.

McCloskey, Robert. **Make Way for Ducklings.** Viking Press, 1941. Mr. and Mrs. Mallard search for the perfect place in Boston to hatch their ducklings. They travel all over the city and find a quaint little island on the Charles River. Once their ducklings hatch, Mrs. Mallard teaches them how to swim, dive and walk in a straight row through the busy city streets.

Cronin, Doreen, Illustrator Lewin, Betsy. **Duck for President.** Simon & Schuster Books for Young Readers, 2004. Duck brings democracy and elections to the farm in a bid to avoid work. Unfortunately, it's campaigning, not serving, that captivates Duck. He advocates the presidency to return to the farm and write his memoirs.

Johnson, Robyn. **The Enchanted Dolls' House.** Handprint Books, 2006. Peer through windows, unfold tellers and open closet doors of dollhouses from the medieval times through the 1900s. Search for 10 little boys in the pages of this book filled with information about dollhouses through the ages.

Shea, B. (2015). **Ballet Cat: The totally secret secret (First edition).** Los Angeles: Disney-Hyperion. Ballet Cat and Sparkles the Pony are trying to decide what to play today. Nothing that Sparkle suggests goes well with the leaping, spinning, and twirling that Ballet Cat likes to do. When Sparkles's leaps, spins, and twirl seem half-hearted, Ballet Cat asks him what's wrong. Sparkles doesn't want to say. He has a secret that Ballet Cat won't want to hear. What Sparkles doesn't know is that Ballet Cat has a secret of her own, a totally secret secret. Once their secrets are shared, will their friendship end, or be stronger than ever?

Nelson, K. (2005). **He's got the whole world in his hands.** New York: Dial Books for Young Readers. A read-along DVD. A picture-book interpretation of one of America's best-known songs. The book focuses on landscapes and images of a boy and his family. Includes printed melody-line and all four verses.

Rosen, M., & Oxenbury, H. (1989). **We're going on a bear hunt!** (1st American ed.). New York: Margaret K. McElderry Books. THE AWARD-WINNING CLASSIC IN POP-UP. We're going on a bear hunt. We're going to catch a big one. Will you come too? For years readers have been swishy swashing and splash splashing through this award-winning favorite.

Webb, S. (2004). **Tanka Tanka Skunk!** (1st Scholastic ed.). New York: Orchard Books. Uses animal names to introduce rhythmic language and rhyme, as Tanka the elephant and his friend Skunk play drums to keep the beat.

Carlstrom, N. W., & Degen, B. (1986). **Jesse Bear, what will you wear?** (1st American ed.). New York: London: Macmillan. Jesse Bear starts his day. The weather is warm and sunny and just right for all the things Jesse Bear enjoys doing - like playing in his sandbox, chasing butterflies, and swinging in his swing.

Let's Read!

Summer Reading is necessary for children to continue using good literacy practices beyond school. It's also a great way to spend time together! Many of the titles on the list are available to borrow for free at the Philadelphia Free Library. Check the website at www.freelibrary.org for locations, book title availability, and other great summer programs for children.

Summer Reading Tips

Set aside a time for reading each day, and be consistent. Choose a time that works best with your schedule.

Help your child choose books that are on his or her level, and that they have an interest in.

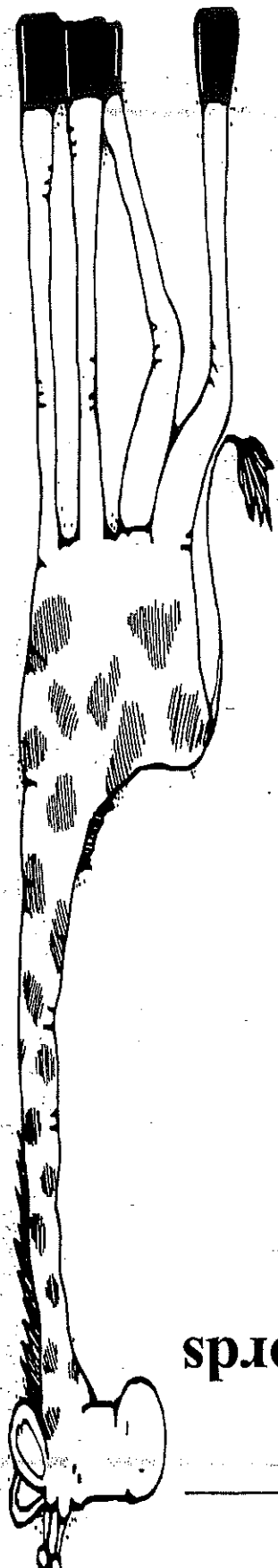
Read together, and read aloud. Children often become better readers when they hear others read aloud.

Take books along on outings, trips, or to day care. Children love to share what they are reading with others, and this creates opportunities to enhance speaking and listening skills along with more chances to read.

Reading and writing go hand in hand, so encourage your child to write about the books they have read. A reading journal is a great way to track what was read, and to practice writing.

HAVE FUN!!!! Reading for enjoyment is a wonderful hobby. Let's keep our children engaged in literacy all summer!





Dolch Words

- List 1
- List 2
- List 3
- List 4
- List 5
- List 6
- List 7
- List 8
- List 9
- List 10
- List 11

List 1

the	in
to	of
and	it
he	you
a	I
she	for
that	on
his	they
said	but
was	had

List 2

at	some
him	there
with	her
up	then
all	am
have	we
be	go
as	little
out	down

List 3

do	can
could	when
did	what
so	would
see	me
not	will
were	yes
get	them
like	one
this	my

List 4

ask	red
came	blue
no	just
long	into
now	ride
if	its
come	your
are	over
went	an
big	very

List 5

right	four
know	green
how	jump
don't	pretty
want	every
around	where
about	take
any	got
good	too
from	put

think	six
well	five
after	yellow
call	brown
saw	sleep
here	going
their	make
by	help
old	let
away	ran

List 6

List 7

walk

two

or

before

eat

again

play

who

been

may

stop

off

never

seven

eight

cold

today

fly

myself

round

List 8

start	once
must	drink
new	always
try	write
first	goes
work	bring
give	does
keep	ten
much	white
tell	black

List 9

done	three
those	us
full	only
ate	find
warm	has
funny	open
buy	gave
hold	run
better	made
our	soon

List 10


use	both
fast	kind
say	cut
light	pull
pick	hurt
small	under
carry	read
fall	why
which	own
sit	found


List 11


best	laugh
grow	shall
clean	many
draw	wish
live	thank
far	please
because	together
hot	sing
show	these
wash	upon


Name _____

Color the pictures. Write the total number on the line.

	Color 1 caterpillar green. Color 7 caterpillars yellow.	1 and 7 is _____
---	--	------------------

	Color 2 rabbits brown. Color 6 rabbits blue.	2 and 6 is _____
--	---	------------------

	Color 5 fish purple. Color 4 fish red.	5 and 4 is _____
---	---	------------------

	Color 6 chicks orange. Color 3 chicks black.	6 and 3 is _____
---	---	------------------

Color the pictures. Write the total number on the line.

Color 8 bees yellow.



Color 1 bee brown.



8 and 1 is _____

Color 2 beetles green.



Color 7 beetles purple.

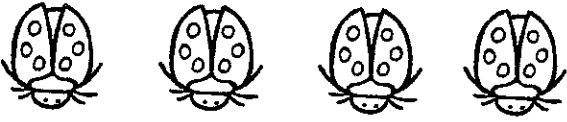


2 and 7 is _____

Color 5 ladybugs red.



Color 5 ladybugs black.



5 and 5 is _____

Color 6 butterflies orange.















Color 4 butterflies blue.






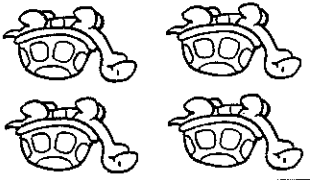


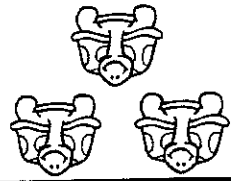

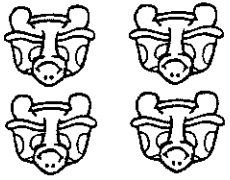



6 and 4 is _____















Write the total number of circles in each box on the line.

 2 and  2 is _____
 1 and  3 is _____
 3 and  1 is _____
 1 and  2 is _____
 1 and  1 is _____
 2 and  1 is _____

 2 and  3 is _____
 2 and  1 is _____
 1 and  4 is _____
 1 and  1 is _____
 3 and  2 is _____
 4 and  1 is _____

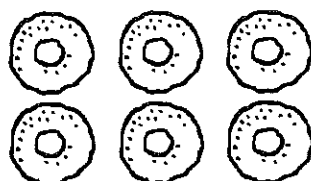

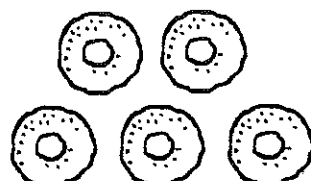
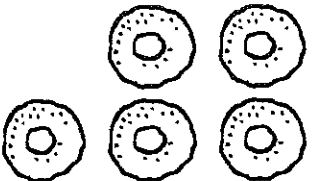
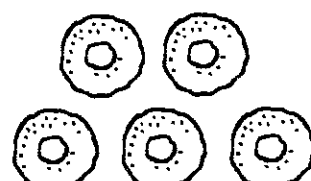


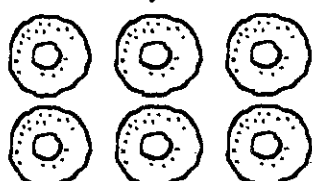

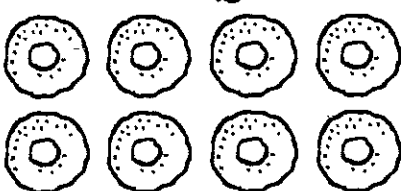
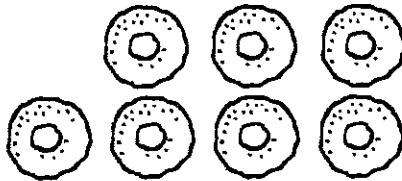

Write the total number of turtles in each box on the line.

Name _____

<p>5 plus 5 is _____</p> 	<p>5</p> 
<p>3 plus 3 is _____</p> 	<p>7</p> 
<p>4 plus 4 is _____</p> 	<p>4</p> 
<p>1 plus 1 is _____</p> 	<p>2</p> 
<p>3 plus 3 is _____</p> 	<p>6</p> 
<p>8 plus 2 is _____</p> 	<p>2</p> 

Add the buses and write the total on the line.

Name _____

<p>_____ is</p>	<p>6 plus</p> 	<p>1</p> 
<p>_____ is</p>	<p>5 plus</p> 	<p>5</p> 
<p>_____ is</p>	<p>5 plus</p> 	<p>3</p> 
<p>_____ is</p>	<p>4 plus</p> 	<p>6</p> 
<p>_____ is</p>	<p>1 plus</p> 	<p>8</p> 
<p>_____ is</p>	<p>7 plus</p> 	<p>3</p> 

Add the circles and write the total on the line.

Name _____

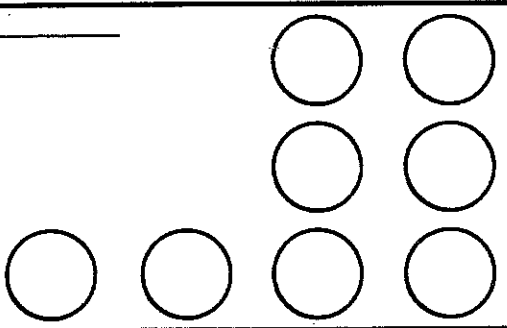
Name _____

Preparing to Subtract


Lesson 155

Color the stars and circles. Cross out the number of objects to be subtracted. Write the number of objects left on the line.

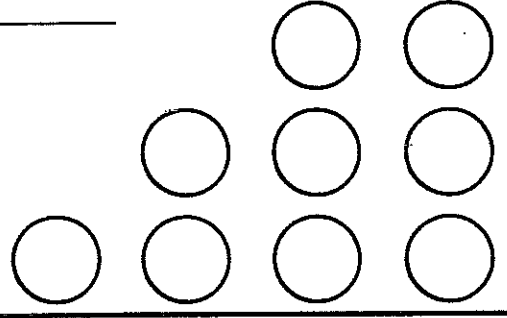
Color 8 circles yellow.
Cross out 4 circles.



Color 9 stars purple.
Cross out 4 stars.




Color 9 circles red.
Cross out 8 circles.

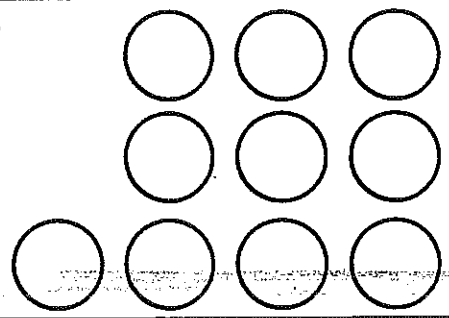


Color 10 stars green.

Cross out 5 stars.



Color 10 circles blue.
Cross out 1 circle.



Name _____


Subtraction Sentences
Lesson 156

Color the pictures. Write the number left on the line.

Color 5 apples red.

Cross out 3 apples.

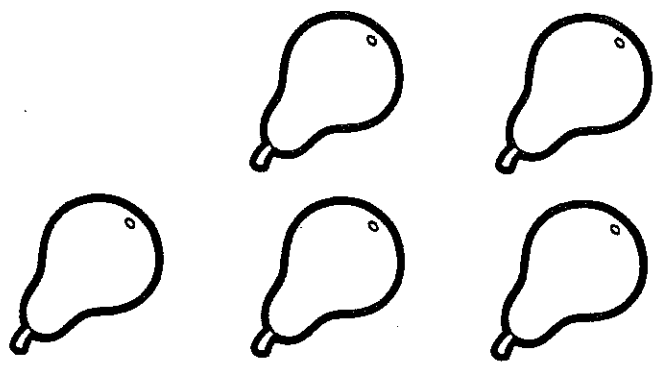
5 minus 3 is _____



Color 5 pears yellow.

Cross out 4 pears.

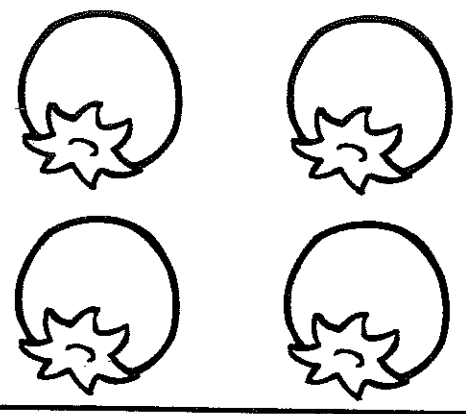
5 minus 4 is _____



Color 4 tomatoes blue.

Cross out 2 tomatoes.

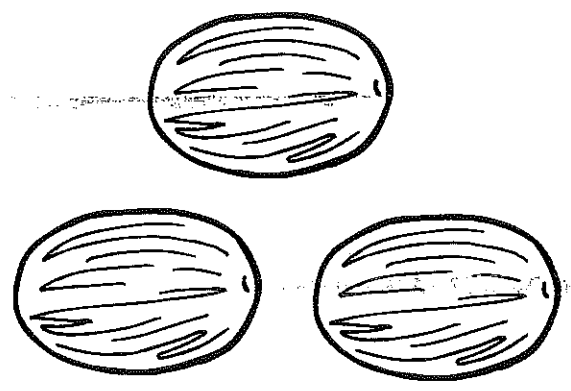
4 minus 2 is _____



Color 3 melon green.

Cross out 1 melon.

3 minus 1 is _____




Name _____

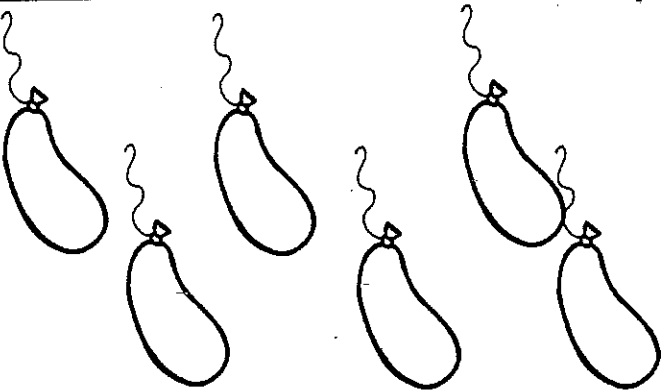
Subtraction Sentences
Lesson 157

Color the pictures. Write the number left on the line.

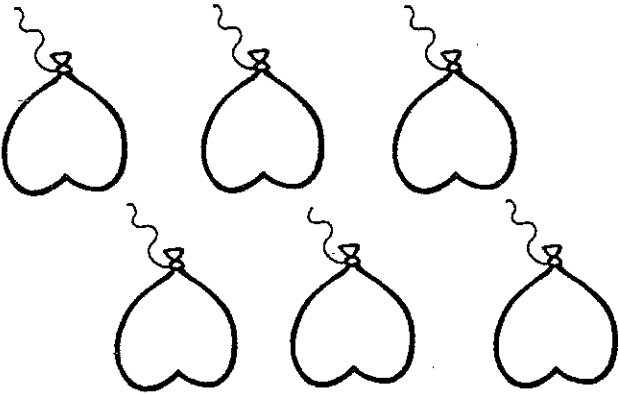
Color 5 balloons orange.
Cross out 2 balloons.
5 minus 2 is _____



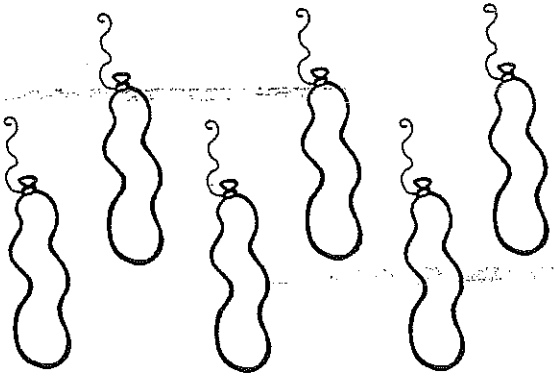
Color 6 balloons green.
Cross out 3 balloons.
6 minus 3 is _____



Color 6 balloons yellow.
Cross out 2 balloons.
6 minus 2 is _____









Color 6 balloons blue.
Cross out 5 balloons.
6 minus 5 is _____



Name _____

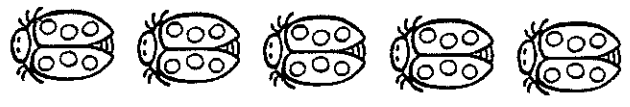
Subtraction Practice
Lesson 161

Cross out the circles to be subtracted. Write the number left on the line.

 4 take away 2 is _____
 4 take away 3 is _____
 4 take away 1 is _____
 3 take away 2 is _____
 2 take away 1 is _____
 3 take away 1 is _____

Name _____

Cross out the ladybugs and bees to be subtracted. Write the number left on the line.



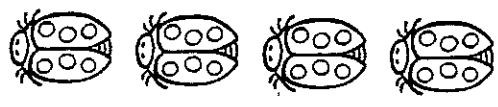
5 take away 3

is



4 take away 3

is



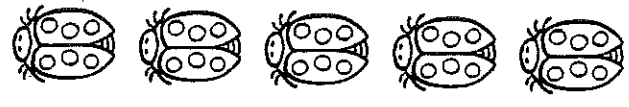
4 take away 1

is



4 take away 2

is



5 take away 2

is



5 take away 4

is

Missing Numbers

Fill in the missing numbers in the chart.

1		3	4	5	6		8	9	10
11		13	14		16	17	18		20
21	22		24	25	26		28	29	30
31	32	33	34	35	36	37	38	39	
	42		44		46	47	48	49	50
51	52	53	54	55	56	57		59	60
61		63		65		67	68	69	
71	72		74	75	76		78	79	80
	82	83	84		86	87	88	89	90
91	92		94	95		97	98		100



